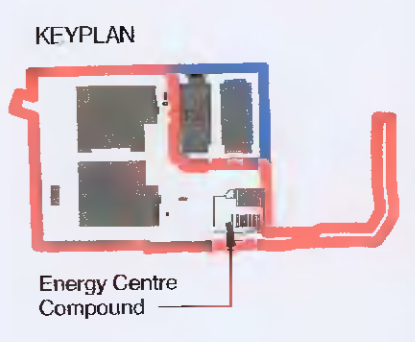
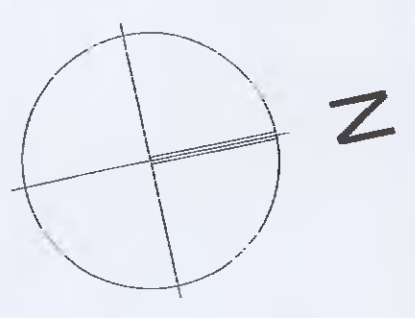


All dimensions to be checked on site. Figured dimensions take preference over scaled dimensions. Any errors or discrepancies to be reported to the Architect. This drawing may not be edited or modified by the recipient.

Copyright and ownership of this drawing is vested in RKD Architects, whose prior written consent is required for its use, reproduction or for publication by any third party. All rights reserved by the law of copyright and by international copyright conventions are reserved to RKD Architects and may be protected by court proceedings for damages and/or injunctions and costs. RKD Architects Quality Management Systems are certified to ISO 9001:2015.

Notes:



SITE FENCING LEGEND

- EXISTING 3M HIGH SECURITY FENCE
- - - PROPOSED 3M HIGH SECURITY FENCE
- - - PROPOSED 1.2 HIGH SITE BOUNDARY FENCE

SUPPORTING BUILDINGS GFA SCHEDULE

NAME	AREA
DISTRIBUTION GAS COMPOUND	27 m ²
HEAT RECOVERY BUILDING	27 m ²
HV CONTAINER	40 m ²
LV & CONTROL CONTAINER	21 m ²
LV SWITCHROOMS	654 m ²
PUMP ROOM	52 m ²
REFUSE	25 m ²
TRANSFORMERS	18 m ²
GRAND TOTAL	856 m²

Rev.	Date	Description
A	2021/07/26	Planning Issue

STATUS: **PLANNING**

PROJECT: **INXN DUB15 & DUB 16**

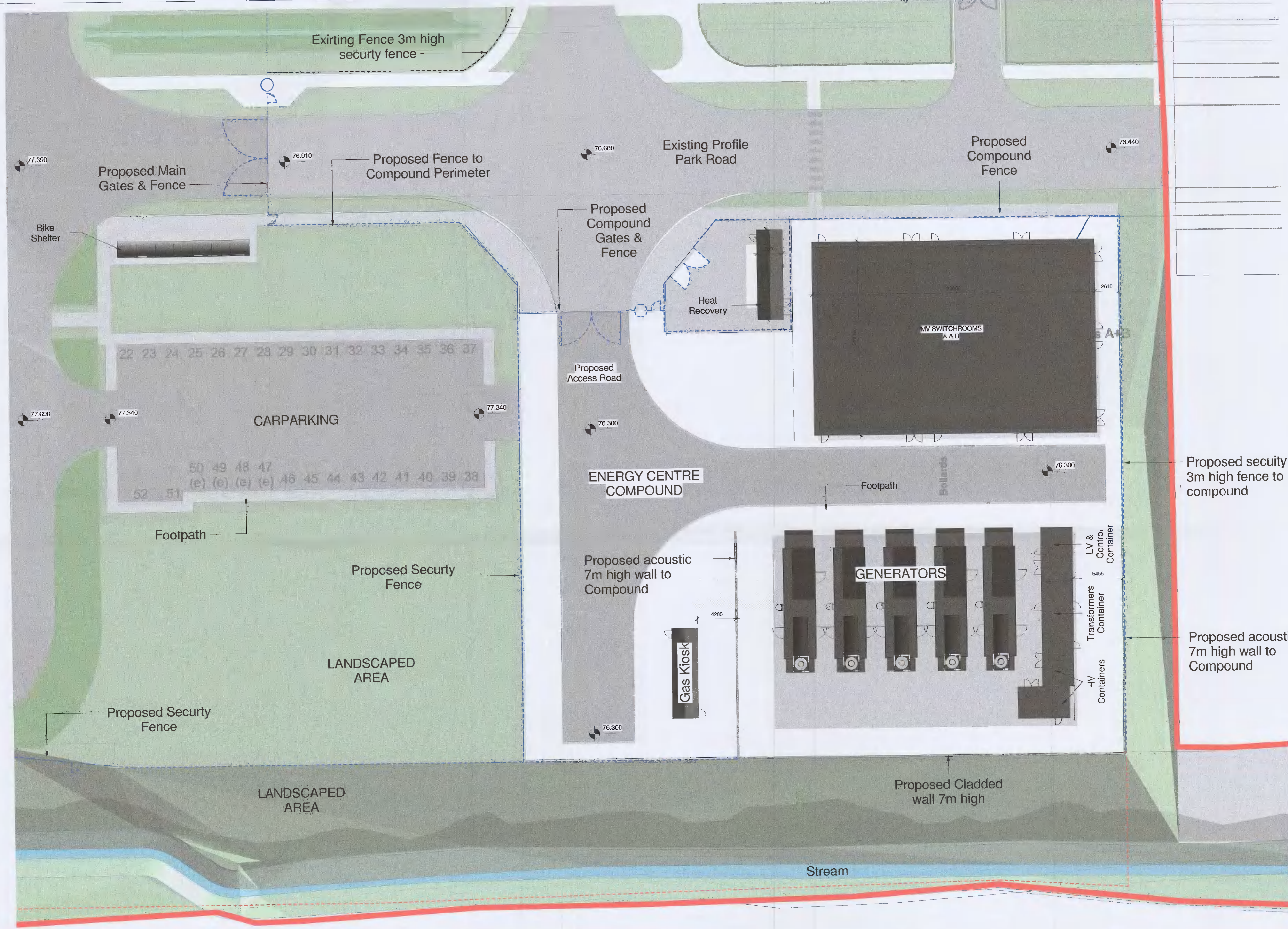
PROJECT ADDRESS: **Profile Park, Nangor Road, Clondalkin, Dublin 22**

DWG TITLE: **Energy Centre Compound Layout**

DWG NO: **IF-DUBZZ-SUBZ-E0-RKD-DR-A-03020**

REV: **A** STATUS: **PLANNING** PROJECT NO: **20245**

DATE: **28-06-2021** DWR: **SL** SCALE: **As indicated**



1 03020 Energy Centre Compound Layout
1 : 200