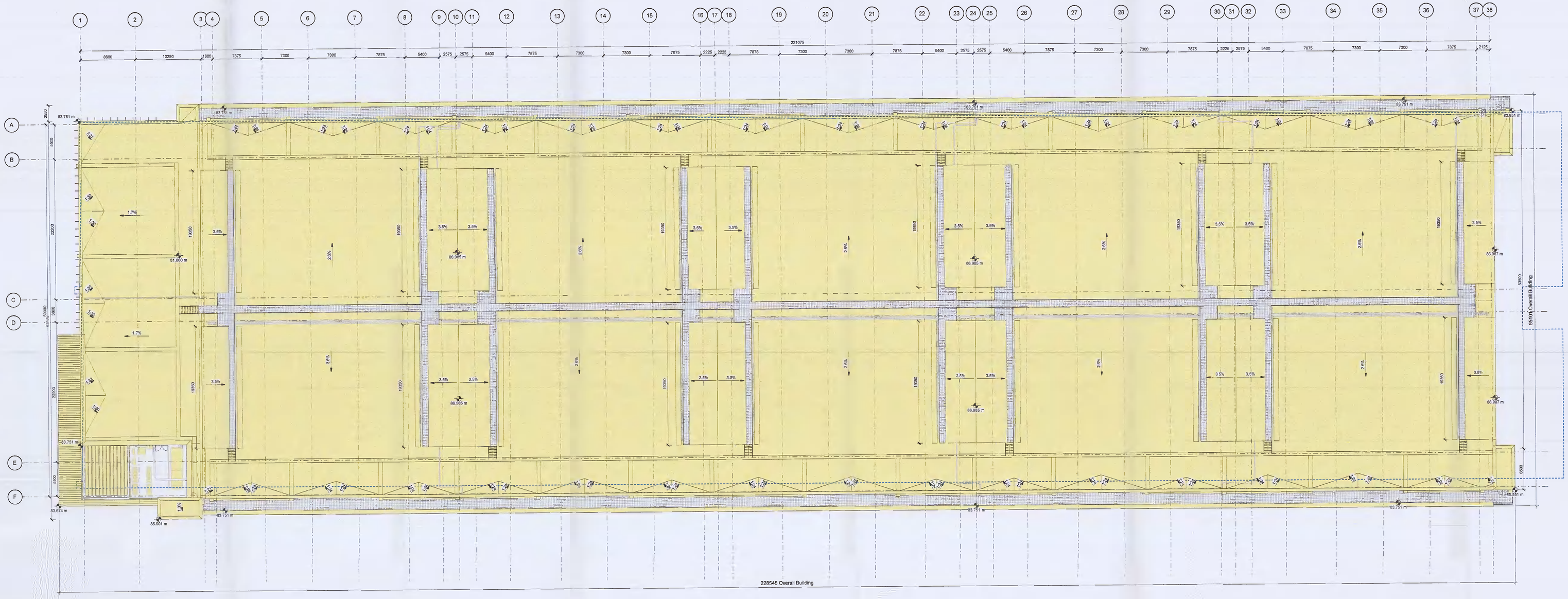

1- Plan - RF - GA Proposed Roof Plan

Scale 1 : 250

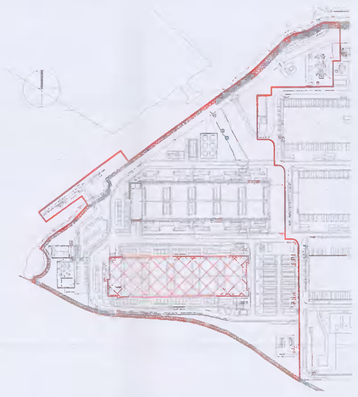

2- Plan - Key Plan

Scale 1 : 5000

Approvals:

Customer	Microsoft	Date	29/01/21
Microsoft Mechanical Engineer	Greg Lynch		
Microsoft Telecom Engineer	Cathal O'Sullivan		
Microsoft Electrical Engineer	Alan Kellett		
Engineering Manager	Declan Comerford		
Security Manager	Michael O'Donnell		
CSA	Laolea Maher / Sharendra Naidu		

General Notes:

1. This is not an installation drawing and shows design intent information only.
2. All dimensions are in millimetres (mm) unless noted otherwise. all levels are in metres (m)unless noted otherwise.
3. Do not scale; work to figured dimensions only. This drawing shall be read in conjunction with building services documents and other relevant contract documents.
4. Equipment and plant details are not manufacturer specific. Contractor selected equipment shall meet the given constraints and long lead equipment will be coordinated by the GC based on final equipment selection.
5. All service penetrations through fire rated compartments shall be fire stopped to achieve a rating equivalent to the compartment and shall be designed to accommodate thermal movement.
6. All services crossing the movement joints shall be installed to accommodate the movements as defined in the structural engineers contract documentation.
7. The Contractor will produce fully coordinated installation drawings prior to installation for approval.
8. The Contractor will produce as built drawings prior to handover for approval.

14/07/2021 10:45:38

Key:

Outline of planning approved

Proposed development

Issue	Date	Revision Description
P01	25.06.21	Issue for Planning

ARUP

Client: Microsoft

Project Title

DUB 14/15
Proposed Modifications to Previously Approved Scheme SD20A\0283

Key Plan

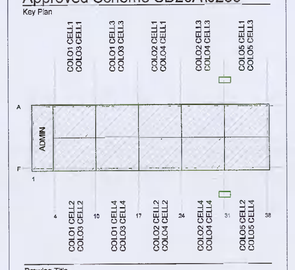

Drawing Title

Proposed Roof Plan
DUB 15 Data Centre

Scale at A0	As indicated	By / Chkd / Appd CJ/MM/RA
Role	Architecture	
Status	S2 - Suitable for Information - Planning	
Arup Job No	279225	Rev P01
ID	A1103 - 15	

© Arup

Do not scale