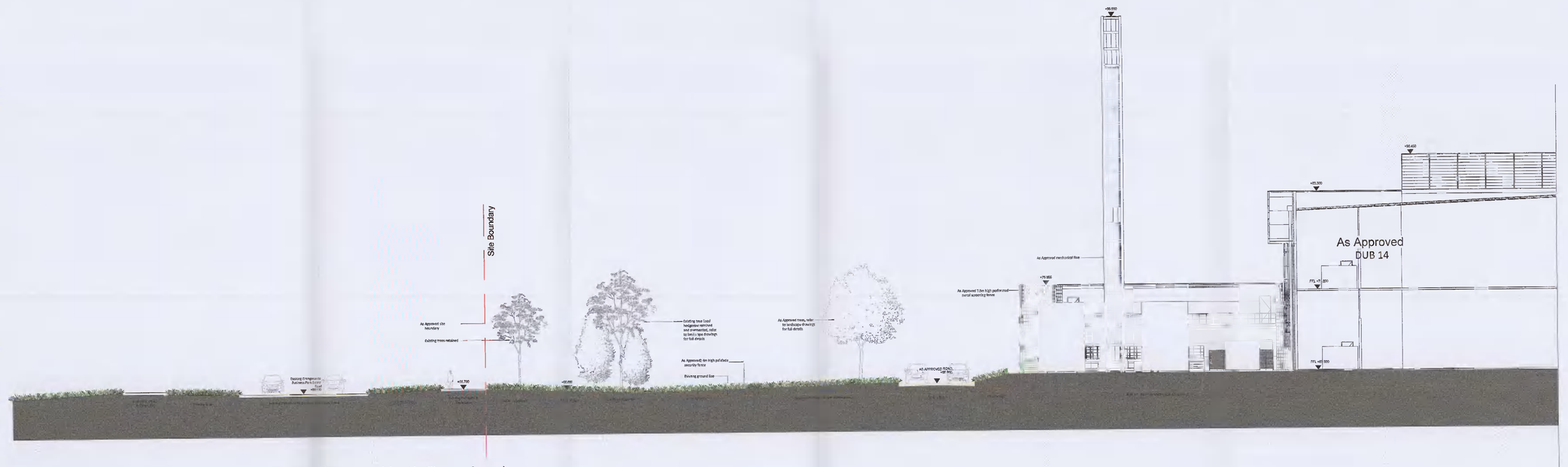


1 As Approved - Boundary Section B-B ( Through North Boundary )
1 : 200

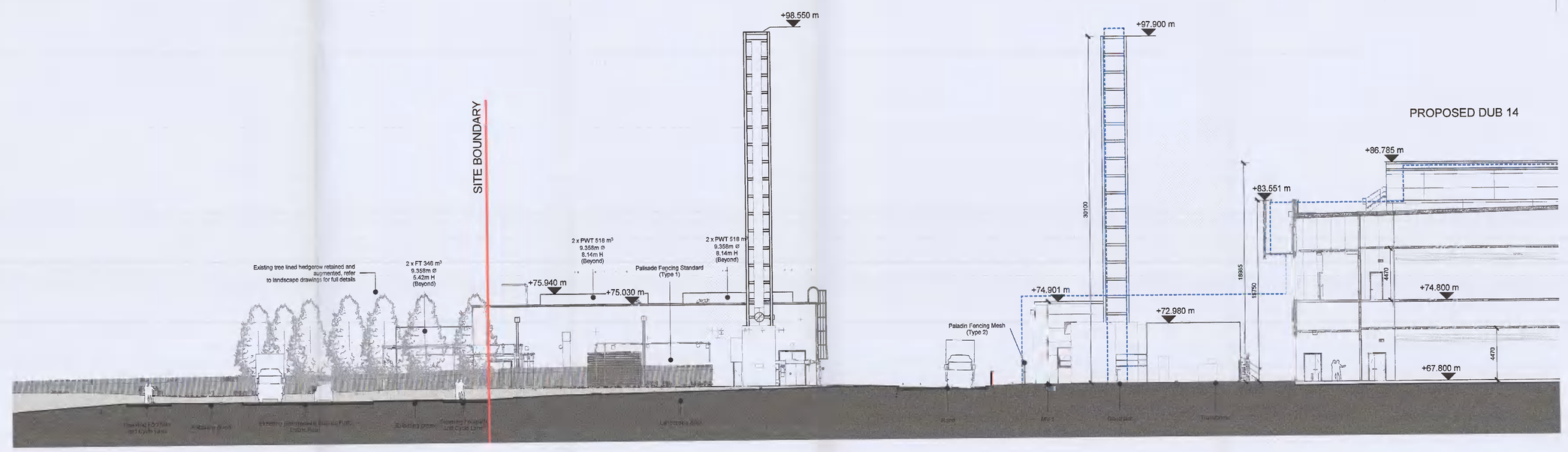


2 Proposed - Boundary Section B-B (Through North Boundary)
1 : 200

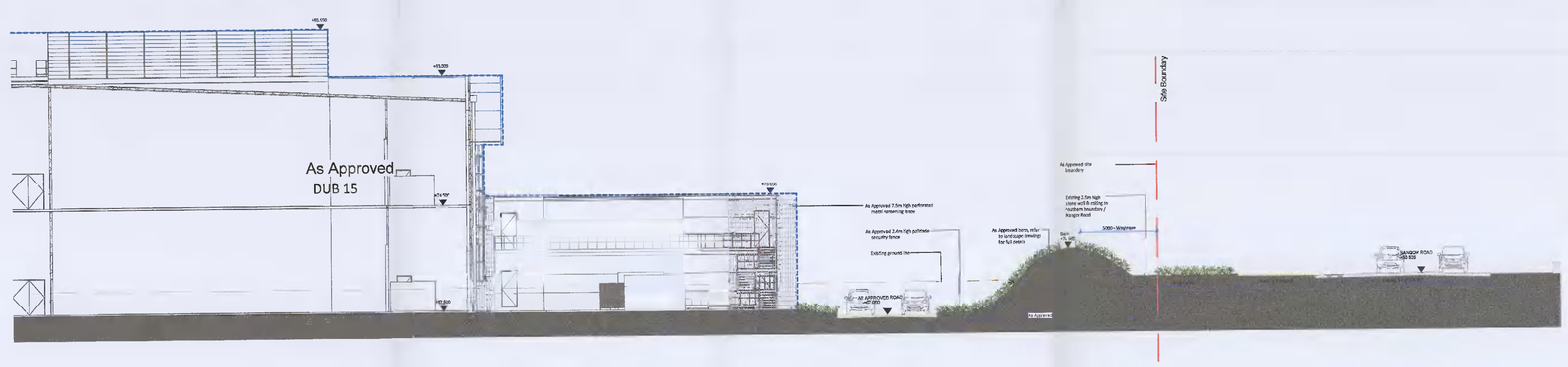


3 As Approved - Boundary Section A-A (Through South Boundary)
1 : 200

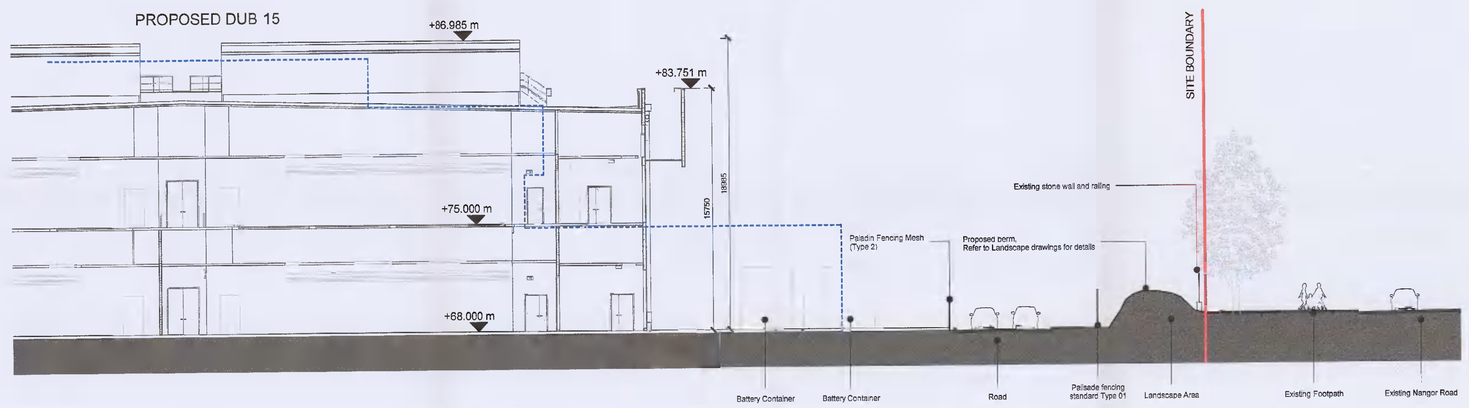


4 Proposed - Boundary Section A-A (Through Site Boundary)
1 : 200

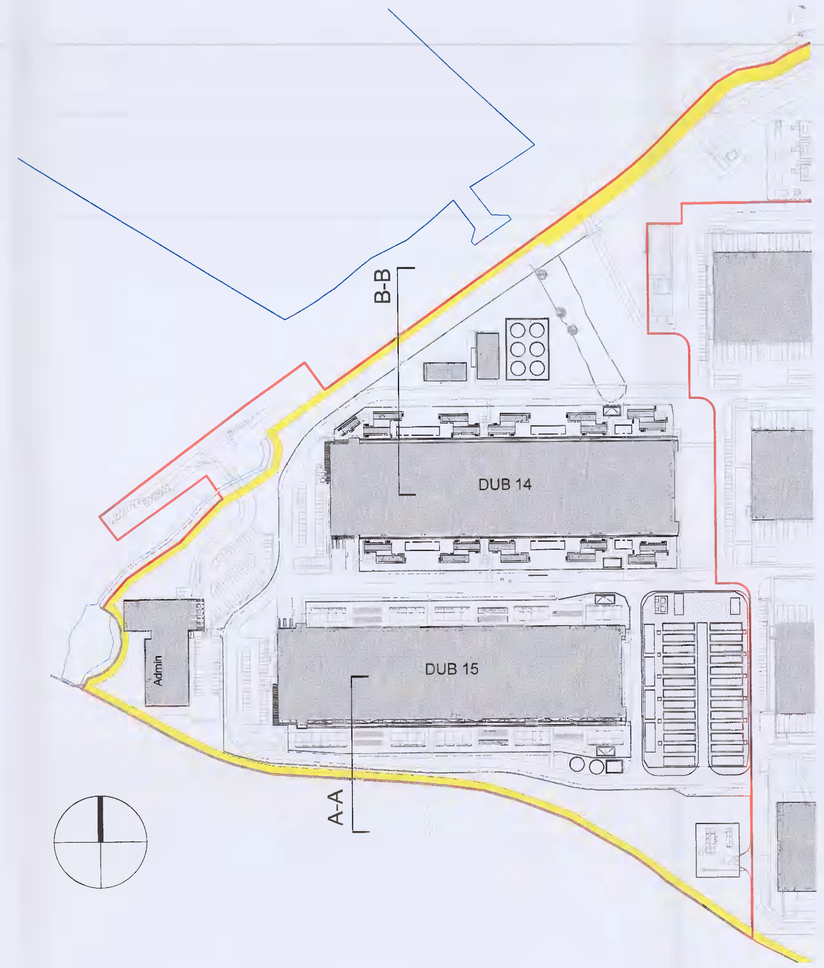


5 Masterplan Key
1 : 2000

**Approvals:**

| | | | |
|---|---|---|---|
| Customer | Microsoft | Date | 20/01/21 |
| Microsoft Mechanical Engineer | Greg Lynch | | |
| Microsoft Telecom Engineer | Cathal O'Sullivan | | |
| Microsoft Electrical Engineer | Alan Kelleri | | |
| Engineering Manager | Declan Comerford | | |
| Security Manager | Michael O'Donnell | | |
| OSA | Laoise Maher / Sharendra Naidu | | |

**General Notes:**

1. This is not an installation drawing and shows design intent information only.
2. All dimensions are in millimetres (mm) unless noted otherwise. all levels are in metres (m)unless noted otherwise.
3. Do not scale; work to figured dimensions only. This drawing shall be read in conjunction with building services documents and other relevant contract documents.
4. Equipment and plant details are not manufacturer specific. Contractor selected equipment shall meet the given constraints and long lead equipment will be coordinated by the GC based on final equipment selection.
5. All service penetrations through fire rated compartments shall be fire stopped to achieve a rating equivalent to the compartment and shall be designed to accommodate thermal movement.
6. All services crossing the movement joints shall be installed to accommodate the movements as defined in the structural engineers contract documentation.
7. The Contractor will produce fully coordinated installation drawings prior to installation for approval.
8. The Contractor will produce as built drawings prior to handover for approval.

LEGEND

Denotes outline of as approved (SD20A/0283) building location

| Issue | Date | Revision Description |
|---|---|---|
| P01 | 25.06.21 | Issue for Planning |

ARUP

Client: Microsoft

Project Title: DUB 14/15 Proposed Modifications to Previously Approved Scheme SDA\0283

Key Plan

Drawing Title: Approved & Proposed Boundary Sections Sheet 1

| | |
|---|---|
| Scale at A0: As indicated | By / Chkd / Appd: SL/MM/RA |
| Role: Architecture | |
| Status: S2 - Suitable for Information - Planning - | |
| Arup Job No: 279225 | Rev: P01 |
| ID: A1035 | |

14/07/2021 10:36:19

Do not scale

© Arup