

















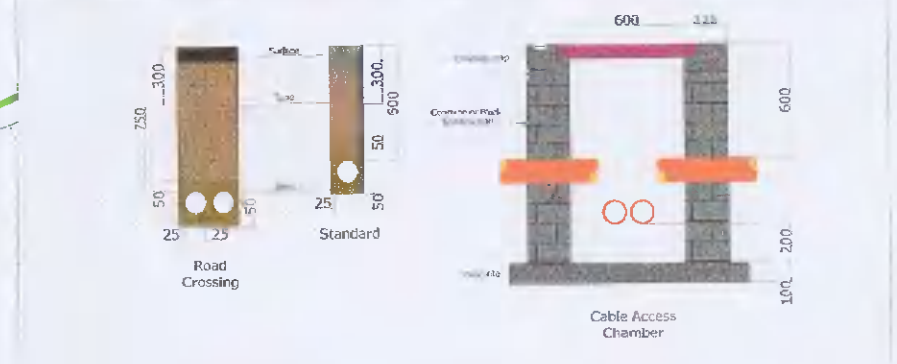
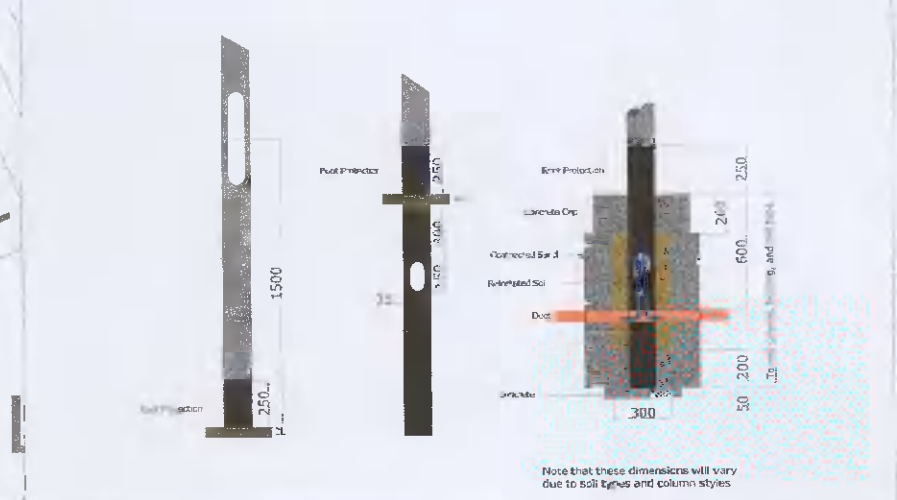




-  Urbis Axia 2.1 5165 BLEED at 350mA in 3000K with integrated rear louvers, 7 pin NEMA socket, DALI registered driver, and CLO. Programmed to dim by 25% from 00:00 to 06:00. Mounted on 0.5m outreach bracket with five degree inclination on 6m column. 10W connected load, averaged for CLO.
-  Urbis Axia 2.1 5233 BLEED at 500mA in 3000K with integrated front louvers, 7 pin NEMA socket, DALI registered driver, and CLO. Programmed to dim by 25% from 00:00 to 06:00. Mounted post top with five degree inclination on 6m column. 14W connected load, averaged for CLO.
-  Urbis Axia 2.1 5165 4LED at 680mA in 3000K with integrated rear louvers, 7 pin NEMA socket, DALI registered driver, and CLO. Programmed to dim by 25% from 00:00 to 06:00. Mounted post with zero degree inclination on 6m column. 10W connected load, averaged for CLO.
-  Urbis Axia 2.1 5167 4LED at 350mA in 3000K with integrated front & rear louvers. Both with 7 pin NEMA socket, DALI registered driver, and CLO. Programmed to dim by 25% from 00:00 to 06:00. Mounted on minimal outreach TEE bracket with zero degree inclination on 6m column. 10W and 6W connected load, averaged for CLO.
-  Urbis Axia 2.1 5187 BLEED at 500mA in 3000K with integrated front louvers, 7 pin NEMA socket, DALI registered driver, and CLO. Programmed to dim by 25% from 00:00 to 06:00. Mounted post with zero degree inclination on 6m column. 14W connected load, averaged for CLO.
-  Urbis Axia 2.1 5241 4LED at 500mA in 3000K with integrated rear louvers, 7 pin NEMA socket, DALI registered driver, and CLO. Programmed to dim by 25% from 00:00 to 06:00. Mounted post with five degree inclination on 6m column. 8W connected load, averaged for CLO.
-  Urbis Pharos S119 0.15klm in 3000K with miniature PECU, DALI registered remote driver, and CLO. Programmed to dim by 25% from 00:00 to 06:00. 1m high. 3W connected load, averaged for CLO.
-  Existing LPS luminaire.
-  Twin electric vehicle charge points.
-  Med. pillar installed and fitted out in accordance with South Dublin County Council specifications and I.S. 10101:2020. Must not be placed within 2m of DNO CSP.
-  Cabinet to hold drivers for Pharos bollards. Low voltage supply from cabinet to each bollard. Circuit from cabinet to each bollard must exceed 25M.
-  Cable access chamber constructed in accordance with South Dublin County Council specifications. Spare duct to be provided at each road and path crossing.
-  Ducts and cables to be laid in accordance with South Dublin County Council specifications and I.S. 10101:2020.
-  Cables can share duct.
-  Cable joints are not permitted.
-  No element of public lighting can stand in, or pass under, private property.
-  9kN draw rope to be provided in each duct.
-  Duct runs are indicative. Other services may exist that are not shown. This drawing should not be taken as evidence that it is safe to dig.



For guidance only.



Drawing Title: **Public Lighting Layout**
 Project Name: **Proposed Residential Development at Rookwood**
 Client: **Gordon White Consulting Engineers**

Project number:	20064	Date:	26/5/21	Hard copy approved:
Drawing number:	20064 - 1	Revision:	A	Drawn by:
				Patrick Redmond

Read in conjunction with associated lighting calculations
 Do not scale from drawing All dimensions in mm
 Document control: TD 09 Version: 1.0

Redmond Analytical Management Services Ltd.
 053 9383696 | info@redmondams.ie | www.redmondams.ie



Associate Member ~ Society of Light and Lighting
 Associate Member ~ Institution of Lighting Professionals