

PROPOSED DRAWINGS








EXTENSION & ALTERATION TO EXISTING DWELLING AT 68 MARIAN CRESENT, RATHFARNHAM, DUBLIN 14

JUNE 2021  
© COPYRIGHT

 CANTRELL & CROWLEY  
ARCHITECTS & INTERIOR DESIGNERS

DO NOT SCALE FROM THIS DRAWING. USE DIMENSIONS SHOWN IN ALL CASES.  
 WHEN TALKING ABOUT THE SITE AND QUANTITIES REFERENCED TO THE ARCHITECT'S DRAWINGS,  
 THIS DRAWING IS CORRECT AND MAY ONLY BE REPRODUCED WITH THE ARCHITECT'S PERMISSION.

**LEGEND:**

-  EXISTING WALLS HIGHLIGHTED THUS
-  NEW WALLS HIGHLIGHTED THUS
-  EXISTING FLOOR AREA
-  AREA FOR PROPOSED WORKS HIGHLIGHTED THUS
-  INDICATES SITE BOUNDARY
-  INDICATES GARDEN AMENITY AREA
-  PROPOSED PLANTING

SITE AREA (RED)	455.6 m <sup>2</sup>	0.048 Hct
SCHEDULE OF FLOOR AREAS - PROPOSED HOUSE		
GROUND FLOOR	162 m <sup>2</sup>	1.743 Hct
FIRST FLOOR	114 m <sup>2</sup>	1.227 Hct
TOTAL	276 m <sup>2</sup>	2.971 Hct
GARDEN AMENITY AREA (GREEN)	131.5 m <sup>2</sup>	1.415 Hct



**PLANNING DRAWINGS**

**CANTRELL & CROWLEY**  
 ARCHITECTS & INTERIOR DESIGNERS  
 60 MARIAN CRESCENT, RATHFRANKHAM, DUBLIN 14  
 T: 01 2822051 FAX: 01 2822052 EMAIL: INFO@CANTRELLANDCROWLEY.COM  
 WWW.CANTRELLANDCROWLEY.COM

Client: **TRIONA DALY**  
 Project: **ADDITIONS & ALTERATIONS TO EXISTING DWELLING**  
 Location: **60 MARIAN CRESCENT, RATHFRANKHAM, DUBLIN 14**

Project No: **21550**  
 Date: **21/01/2021**  
 Drawn by: **S. HERRIN**  
 Checked by: **R. GRADY**

**PROPOSED SITE PLAN**  
 SCALE 1:100 @ A1, 1:200 @ A3

