

Client:



HAZARD IDENTIFICATION LEGEND

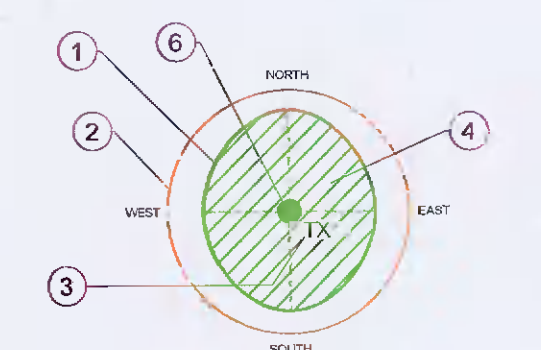
HAZARD IDENTIFICATION (if none state 'none relevant')	CONTROL AND MITIGATION MEASURES

NOTE: Hazards listed above are only those considered significant risks and:

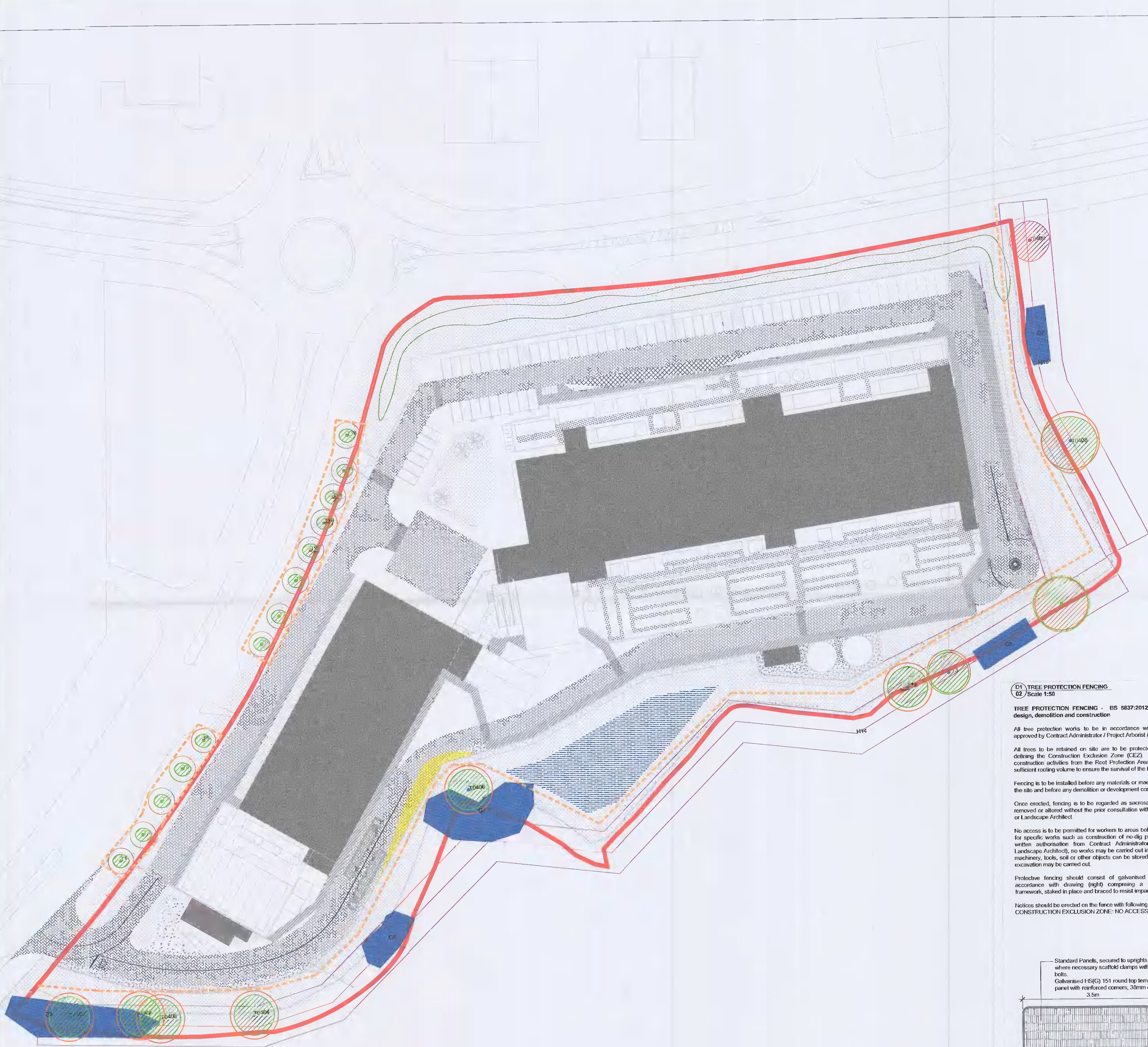
- a) not likely to be obvious to a competent contractor or other designers;
- b) unusual; or
- c) likely to be difficult to manage effectively

LEGEND:

- Category (A, A1, A2, A3) Those of high quality and value in such a condition as to be able to make a substantial contribution to the future of the site.
- Category (B, B1, B2, B3) Those of moderate quality and value, those which are considered to make a significant contribution to the future of the site.
- Category (C, C1, C2, C3) Those of low quality and value, those which are considered to make a minor contribution to the future of the site.
- Category (U) Those in such a condition that any existing value would be lost unless, 10 years and within about, to the current context, the need for removal of special attention management.



- 1 EXISTING TREE CANOPY BASED ON DIMENSIONS GATHERED ON SITE IN 4 DIRECTIONS, NORTH, SOUTH, EAST AND WEST
- 2 TREE PROTECTION BARRIER
- 3 TREE TAG NUMBER
- 4 TREE TO BE RETAINED
- 5 TREE TO BE REMOVED
- 6 TREE CATEGORY BASED ON BS 5837:2012 CRITERIA
- 7 DECIDUOUS TREE CANOPY
- 8 EVERGREEN TREE CANOPY



**D1 TREE PROTECTION FENCING**  
Scale 1:50

**TREE PROTECTION FENCING - BS 5837:2012** Trees in relation to design, demolition and construction

All tree protection works to be in accordance with BS 5837:2012 and approved by Contract Administrator / Project Arborist / Landscape Architect

All trees to be retained on site are to be protected by effective fencing defining the Construction Exclusion Zone (CEZ). The fencing excludes construction activities from the Root Protection Area (RPA) which contains sufficient rooting volume to ensure the survival of the tree.

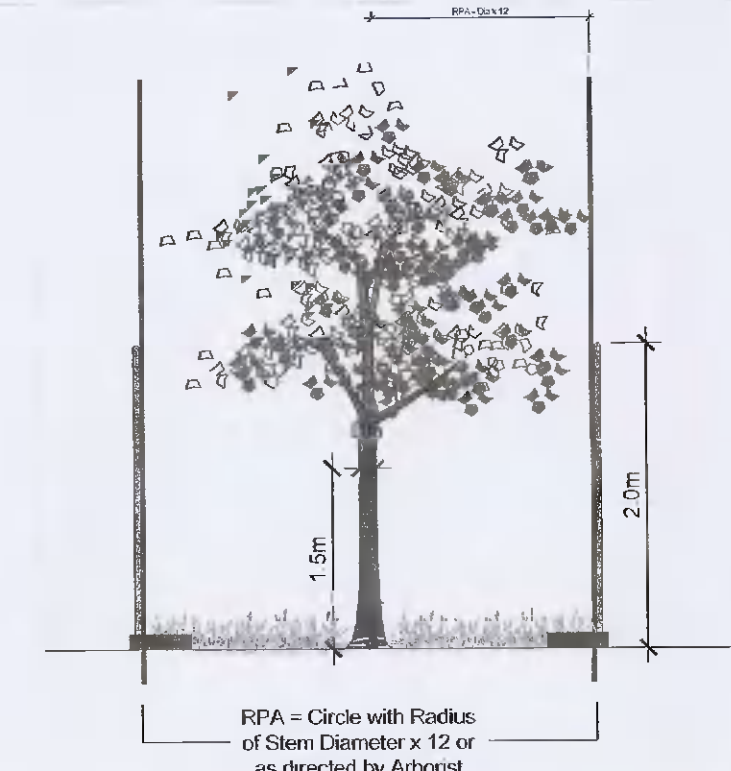
Fencing is to be installed before any materials or machinery are brought onto the site and before any demolition or development commences.

Once erected, fencing is to be regarded as sacrosanct, and should not be removed or altered without the prior consultation with the consulting Arborist or Landscape Architect.

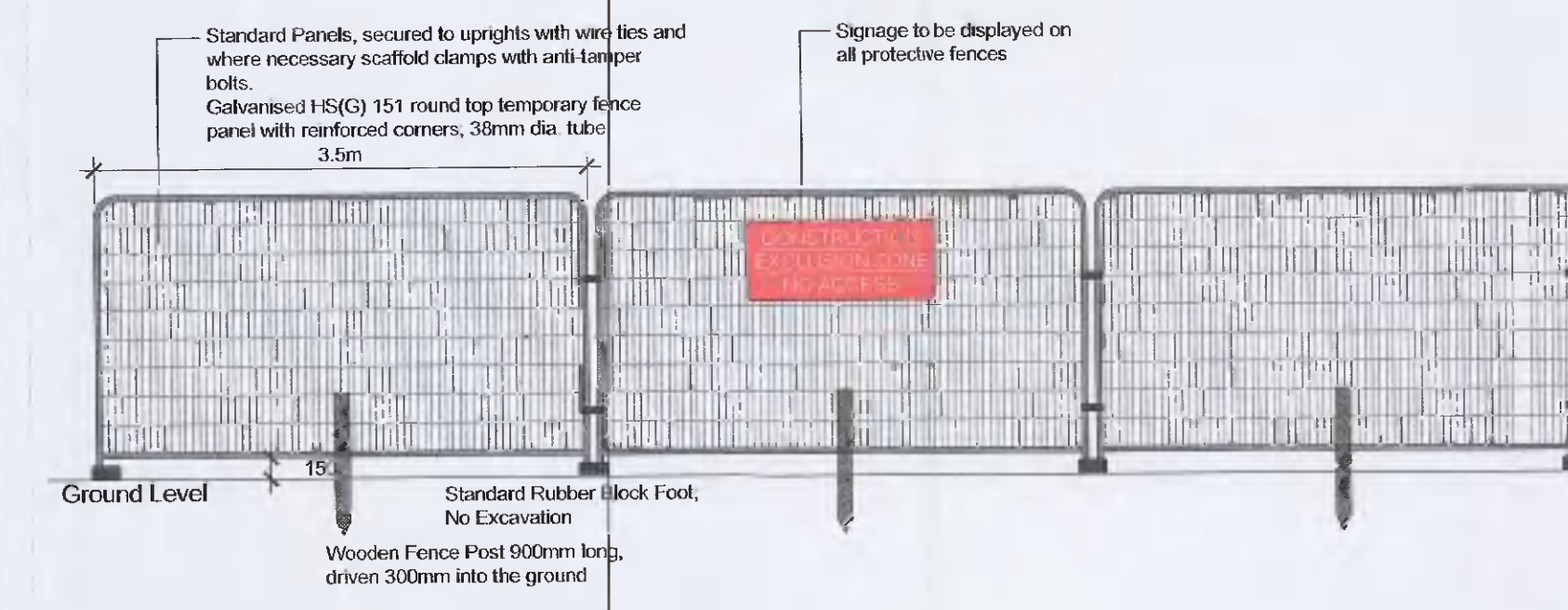
No access is to be permitted for workers to areas behind fencing line (except for specific works such as construction of no-dig paths or planting or with written authorisation from Contract Administrator / Project Arborist / Landscape Architect), no works may be carried out in this area, no materials, machinery, tools, soil or other objects can be stored here and absolutely no excavation may be carried out.

Protective fencing should consist of galvanised steel mesh panels in accordance with drawing (right) comprising a vertical and horizontal framework, staked in place and braced to resist impacts.

Notices should be erected on the fence with following wording:  
**CONSTRUCTION EXCLUSION ZONE: NO ACCESS**



TREE PROTECTIVE BARRIER - BS 5837:2012 TREES IN RELATION TO CONSTRUCTION  
Item Nos. 4.6 Root Protection Area



TREE PROTECTIVE BARRIER - BS 5837:2012 TREES IN RELATION TO CONSTRUCTION  
Item Nos. 6.2 Technical Design and 7 Demolition and construction in proximity to existing trees

REV	DATE	DESCRIPTION	DMN	CHK	APP
P01	17/09/21	Issued for Planning	HM	JW	JW

All dimensions to be checked on site. Figured dimensions take preference over scaled dimensions. Any errors or discrepancies to be reported to the Architects. This drawing may not be edited or modified by the recipient.

Copyright and ownership of this drawing is vested in RFD Architects, whose prior written consent is required for its use, reproduction or for publication to any third party. All rights reserved by the law of copyright and by international copyright conventions are reserved to RFD Architects and may be protected by court proceedings for damages and/or injunctions and costs. RFD Architects' Quality Management Systems are independently certified to ISO 9001:2015.

Key:

Project:  
Equinix DB8

Drawing Title:  
Arboricultural Impact Plan

Drawing Number:  
DB080-MA-LS-XX-DR-V-PLNT-1041

Scale: 1:500/  
As Shown

Paper Size: A1

Purpose: S3

Revision: P01

**murray & associates**  
landscape architecture

16 The Seapoint Building,  
44-45 Clonlarf Road,  
Dublin 3, D03 RF63

mail@murray-associates.com  
www.murray-associates.com  
+353 (0)1 854 0090