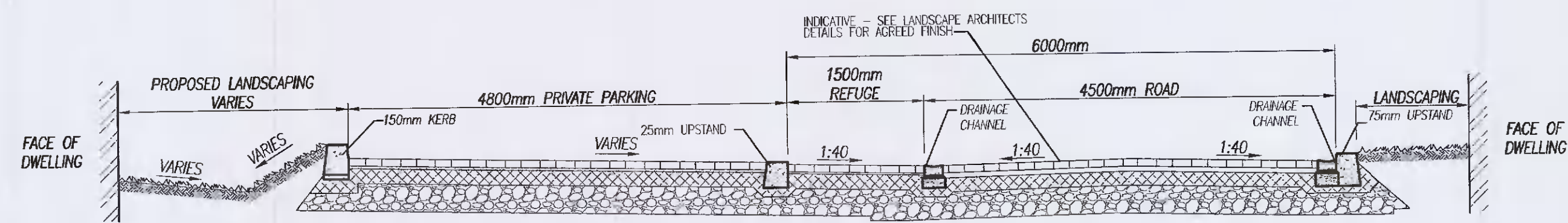
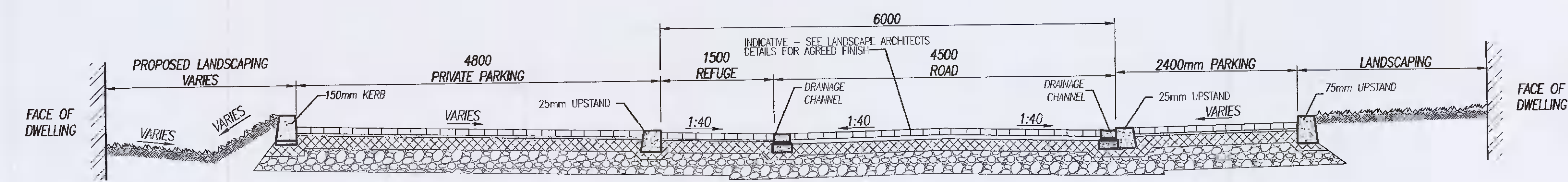


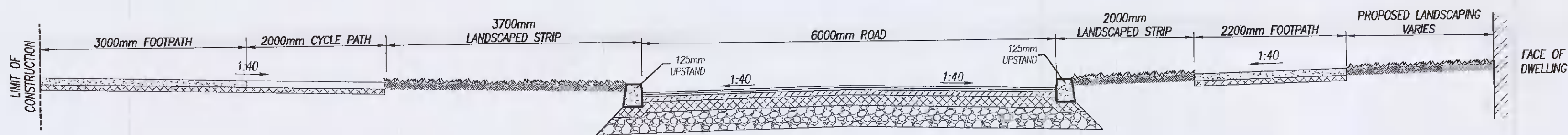
SECTION J-J - HOMEZONE/SHARED SURFACE - Road 1,2
SCALE 1:50



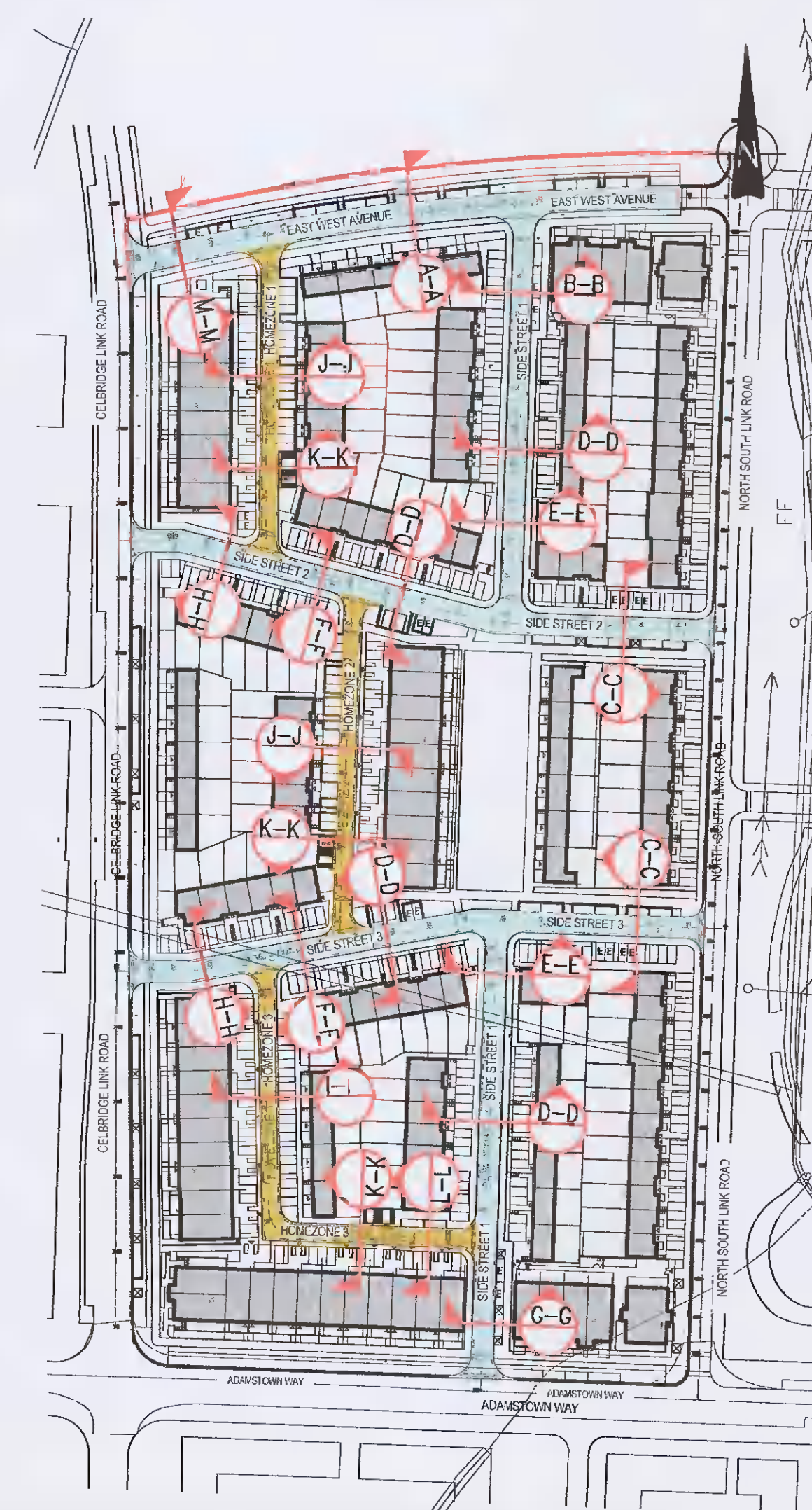
SECTION K-K - HOMEZONE/SHARED SURFACE - Road 1,2,3
SCALE 1:50



SECTION L-L - HOMEZONE/SHARED SURFACE - Road 3
SCALE 1:50



SECTION M-M - EAST-WEST ROAD
SCALE 1:50



LAYOUT KEY PLAN

NOTES:

- DO NOT SCALE. USE FIGURED DIMENSIONS ONLY.
- THIS DRAWING IS TO BE READ IN CONJUNCTION WITH ALL OTHER RELEVANT ARCHITECTURAL AND ENGINEERING DRAWINGS.

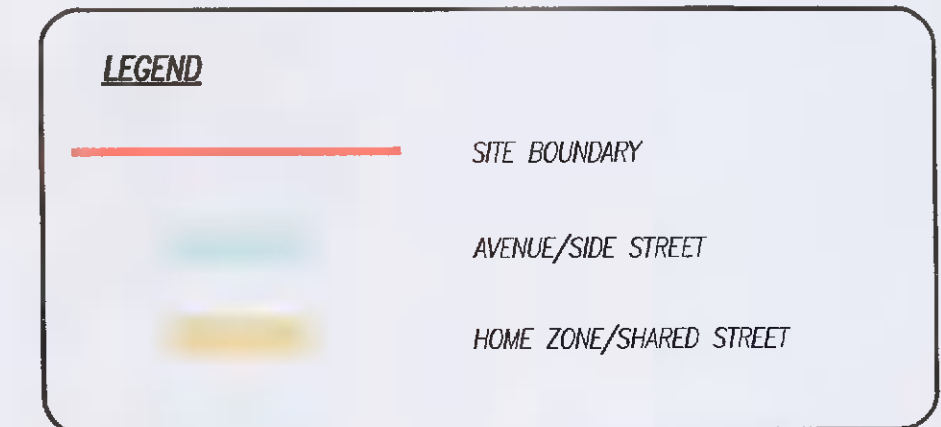
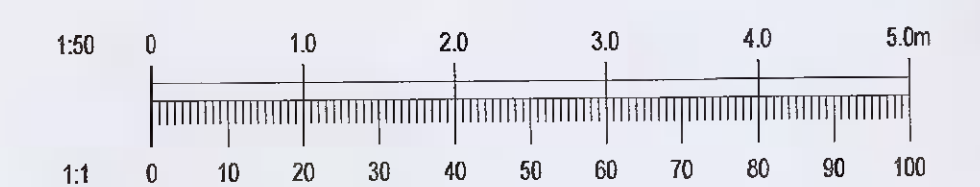


TABLE 1

C.B.R. SUB-GRADE (%)	BELOW 2	2	3	4 or More
THICKNESS OF SUB-BASE (mm)	625	475	350	300
SUB BASE + CAPPING LAYER COMPRISING				
SUB-BASE THICKNESS (mm)	150		150	
CAPPING LAYER THICKNESS (mm)	600		350	

NOTE:- CAPPING LAYER THICKNESS
PRELIMINARY TEST RESULTS CONFIRM CBR'S FROM 4.1 TO 8.2. ADDITIONAL TESTS TO BE CARRIED OUT BY THE CONTRACTOR TO BE TAKEN AT A RATE AGREED WITH THE ENGINEER BUT NOT LESS THAN 1 PER 50m.
ALL C.B.R. RESULTS TO BE SUBMITTED TO THE ENGINEER PRIOR TO LAYING SUB-BASE FOR APPROVAL.
ASSUMED CAPPING LAYER THICKNESS FOR TENDER 350mm.



REV.	DATE	DESCRIPTION	BY	CHKD
20/05/21		PLANNING ISSUE		PW IS
		AMENDMENT		DRN APPD

STATUS **FOR PLANNING ONLY
NOT FOR CONSTRUCTION**

Waterman Moylan
Engineering Consultants
BLOCK 5, EASTPOINT BUSINESS PARK, ALFIE BYRNE ROAD,
DUBLIN D03 K7W7 IRELAND.
Tel: (01) 664 8600 Fax: (01) 661 3618
Email: info@waterman-moylan.ie www.waterman-moylan.ie

CLIENT **QUINTAIN DEVELOPMENTS IRELAND LTD**
ARCHITECT **BKD ARCHITECTS**
PROJECT **ADERRIG PHASE 2**

TITLE **TYPICAL ROAD CROSS SECTIONS
SHEET 2 OF 2**

DRAWN SV	DESIGNED SV	APPROVED IS	DATE MAY 2021
SCALE AS SHOWN	JOB NO. 20-108	DRG. NO. P131	REVISION -

© 2016. This drawing is copyright. No part of this document may be reproduced or transmitted in any form or stored in any retrieval system of any nature without the written permission of the copyright owner. All rights reserved.