

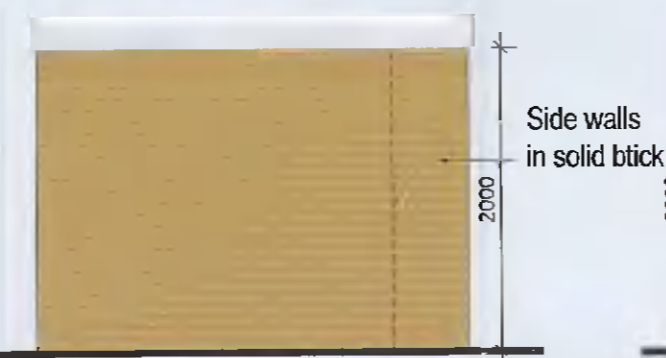
1 Substation Plan
Scale 1:50



2 Substation Rear Elevation [part of garden wall]
Scale 1:50




3 Substation Front Elevation
Scale 1:50



4 Substation Side Elevation
Scale 1:50



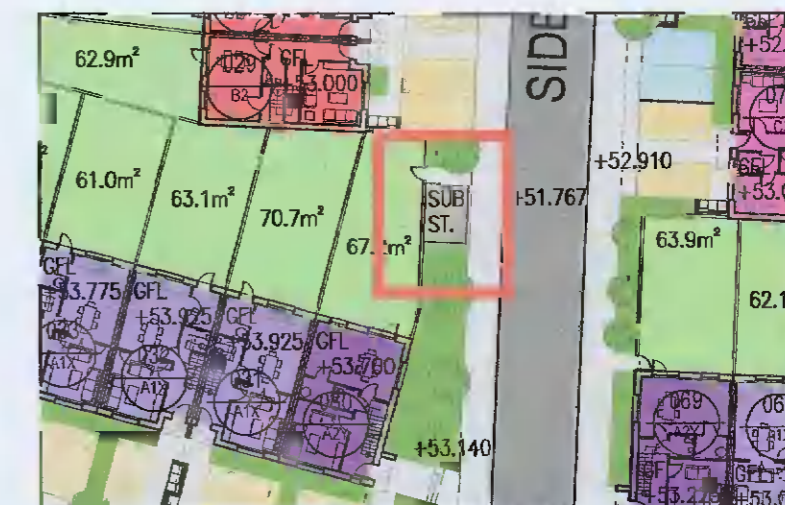
5 Substation Side Elevation
Scale 1:50



6 Substation Section A-A
Scale 1:50



SAMPLE LOCATION PLAN 1:500



Notes
 1. Copyright Reserved
 2. Work to figured dimensions only. Do not scale drawing.
 3. The contractor is responsible for checking all levels and dimensions on site and shall refer all discrepancies to the Architect
 4. Where appropriate, for details of r.c. structure, or mechanical and electrical details, see Engineers drawings
 5. Proprietary items shall be fixed in strict accordance with manufacturers instructions.
 6. Sizes of proprietary items shall be checked with manufacturer.
 7. The contractor shall be responsible for the coordination of structure, finishes and services.

Issue Status	No.	Date	Revision	Initials
Progress	01	20.05.2021	ISSUED FOR PLANNING	BKD
Planning Application				
Fire Cert				
Disability Cert				
Tender				
Construction				
As Built				
Information Only				

No.	Date	Revision	Initials
01	20.05.2021	ISSUED FOR PLANNING	BKD

Project	Aderrig Phase 2 Adamstown SDZ Residential Development		
Drawing Title	Substation		
Drawing No	6259-P-305		
Scale	1:50@A2	Rev	01
Drawn	BKD	Date	12.04.2021

6-7 HARCOURT TERRACE, DUBLIN 2, IRELAND
 t +353-1-618 2400 f +353-1-676 7385
 e arch@bkd.ie www.bkd.ie

bkdarchitects
 BURKE-KENNEDY DOYLE