

BYE LAW APPLICATION FEES

REF. NO.: 91A/1297 CERTIFICATE NO.: 15972B  
 PROPOSAL: 4 houses  
 LOCATION: Eden Park Construction  
 APPLICANT: 14, 16, 18 & 20 Road 6 Palmerstown Manor, Kennelcroft Road

	1	2	3	4	5	6	7
CLASS	DWELLINGS/AREA LENGTH/STRUCTURE	RATE	AMT. OF FEE REQUIRED	AMT. LODGED	BALANCE DUE	RED. FEE APPL.	AMT. OF RED. FEE
A	Dwelling (Houses/Flats)	@ £55	<u>£220</u>	<u>NIL</u>	<u>£220</u>		
B	Domestic Ext. (Improvement/Alts.)	@ £30					
C	Building for office or other comm. purpose	@ £3.50 per M <sup>2</sup> or £70					
D	Building or other structure for purposes of agriculture	@ £1.00 per M <sup>2</sup> in excess of 300 M <sup>2</sup> Min. £70					
E	Petrol Filling Station	@ £200					
F	Dev. of prop. not coming within any of the forgoing classes	£70 or £9 per .1 hect. whichever is the greater					

Column 1 Certified: Signed: \_\_\_\_\_ Grade: \_\_\_\_\_ Date: \_\_\_\_\_  
 Column 1 Endorsed: Signed: \_\_\_\_\_ Grade: \_\_\_\_\_ Date: \_\_\_\_\_  
 Columns 2,3,4,5,6 & 7 Certified: Signed: [Signature] Grade: S.O Date: 9/8/91  
 Columns 2,3,4,5,6 & 7 Endorsed: Signed: \_\_\_\_\_ Grade: \_\_\_\_\_ Date: \_\_\_\_\_

PLANNING APPLICATION FEES

Reg. Ref. 91A/297 Cert. No. 26271

PROPOSAL A houses

LOCATION 14, 16, 18 & 20 Road to Palmerstown Manor, Kennelston Rd

APPLICANT Eden Peak Construction

CLASS	DWELLINGS/AREA LENGTH/STRUCT.	RATE	AMT. OF FEE REC.	AMOUNT LODGED	BALANCE DUE	BALANCE PAID
1	Dwellings	@£32	128	Nil	128	
2	Domestic,	@£16				
3	Agriculture	@50p per m2 in excess of 300m2. Min. £40				
4	Metres	@£1.75 per m2 or £40				
5	x .1 hect.	@£25 per .1 hect. or £250				
6	x .1 hect.	@£25 per .1 hect. or £40				
7	x .1 hect.	@£25 per .1 hect. or £100				
8		@£100				
9	x metres	@£10 per m2 or £40				
10	x 1,000m	@£25 per £1000m or £40				
11	x .1 hect.	@£5 per .1 hect. or £40				

*Req John O'Connor  
24/9/91 he is agreeing to live  
fees sent in  
RW  
24/9/91*

Column 1 Certified: Signed: ..... Grade: ..... Date: .....  
 Column 1 Endorsed: Signed: ..... Grade: ..... Date: .....  
 Columns 2,3,4,5,6 & 7 Certified: Signed: *[Signature]* Grade: *S.O.* Date: *9/8/91*  
 Columns 2,3,4,5,6 & 7 Endorsed: Signed: ..... Grade: ..... Date: .....



Bloc 2, Ionad Bheatha na hEireann,  
Block 2, Irish Life Centre,  
Sraid na Mainistreach Iacht,  
Lower Abbey Street,  
Balle Atha Cliath 1.  
Dublin 1.  
Telephone. (01)724755  
Fax. (01)724896

Register Reference : 91A/1297

Date : 13th August 1991

Dear Sir/Madam,

Development : Revised house type

LOCATION : Sites 14, 16, 18 and 20 Road 6 Palmerstown Manor,  
Kennelsfort Road, Palmerstown

Applicant : Edenpark Construction Ltd

App. Type : PERMISSION/BUILDING BYE-LAW APPROVAL

Date Recd : 6th August 1991

With reference to above proposal I wish to inform you that under Section 10(2)(A)(b) of the Local Government(Planning and Development)Act,1982 the Planning Authority is precluded from deciding this application until the correct fee has been received.The statutory two month period for dealing with the application will not begin to run until the correct fee is received.

The correct fee for the above mentioned application is 128.00 .  
Please quote the Register Reference No. stated above when submitting the fee.

Yours faithfully,

.....  
for PRINCIPAL OFFICER

John F. O'Connor & Associates,  
10 Boden Wood,  
Dublin 14.

COMHAIRLE CHONTAE ATHA CLIATH

DUBLIN COUNTY COUNCIL

NO FEE WITH BYE LAW APPLICATION

TELEPHONE: 724755

EXTENSION: 231/234

FAX.: 724896

PLANNING DEPARTMENT,

IRISH LIFE CENTRE,

LOWER ABBEY STREET,

DUBLIN 1.

John F. O'Connor & Associates,

10 Bodan Wood,

Dublin 14.

13/8/91

REG. REF.: 91A/1297


RE: 4 houses at 14,16,18 & 20 Road & Palmerstown Manor, Kennelsfort Road, for  
Eden Park Construction.

Dear Sir/Madam,

I refer to your application for Bye Law approval in respect of the above proposal. I wish to inform you that the Planning Authority will not commence to consider the application until the appropriate fee is paid. If no fee or a fee less than the appropriate fee has been received by the Council on the expiration of two months, commencing on the day the application is received, the application will be regarded as having been withdrawn.

The correct fee for the above mentioned application is £ 220.00.  
Please quote the Register Reference No. stated above when submitting the fee.

Yours faithfully,



for PRINCIPAL OFFICER

LOCATION GOVERNMENT (PLANNING AND DEVELOPMENT) ACTS, 1963 TO 1982

ASSESSMENT OF FINANCIAL CONTRIBUTION

REF. REG.:

CONT. REG.:

SERVICES INVOLVED: WATER/POUL SEWER, SURFACE WATER

AREA OF SITE:

FLOOR AREA OF PRESENT PROPOSAL:

MEASURED BY:

CHECKED BY:

METHOD OF ASSESSMENT:

TOTAL ASSESSMENT:

MANAGER'S ORDERED NO: EA /

DATED

ENTERED IN CONTRIBUTIONS REGISTER:

DEVELOPMENT CONTROL ASSISTANT

# COMHAIRLE CHONTAE ÁTHA CLIATH

## Record of Executive Business and Manager's Orders

Permission for revised house type at Sites 14, 16, 18 and 20 Road 6 Palmerstown Manor, Kennelsfort Road, Palmerstown for Edenpark Construction Ltd.

John F. O'Connor Associates,  
10 Boden Wood,  
Dublin 14.

Reg. Ref. 91A/1297  
Appl. Rec'd: 06.08.1991  
Floor Area: 4 x 86-8  
Site Area: 856 sq. m.  
Zoning:


Report of the Dublin Planning Officer, dated 27 September 1991

This is an application for PERMISSION for revised house type at Sites 14, 16, 18 and 20 Road 6 Palmerstown Manor, Kennelsfort Road, Palmerstown for Edenpark Construction Ltd.

In accordance with Section 10(a) of the Local Government (Planning and Development) Act, 1982, it is not proposed to determine this planning application as the correct prescribed fee in respect of this planning application has not been submitted to the Planning Authority.


Accordingly, I recommend that no decision be made on this planning application.

Applicant to be informed accordingly.

Endorsed:-   
for Principal Officer

Order:- NOTED.

Dated: 3 October 1991  
September, 1990.

  
ASSISTANT CITY AND COUNTY MANAGER  
to whom the appropriate powers have been delegated by Order of the Dublin City and County Manager, dated 4th September, 1991 ~~1990~~.  
1st October

NOTE: I have carried out the necessary check and confirm that the required fee has not been paid in full/~~the full fee was not paid until~~

  
STAFF OFFICER

John F. O'Connor Assocs.,  
10 Boden Wood,  
Dublin 14.

Reg. Ref. 91A/1297

3 October 1991


RE: Permission for revised house type at Sites 14, 16, 18  
and 20, Road 6 Palmerstown Manor, Kennelsfort Road,  
Palmerstown for Edenpark Construction Ltd.

Dear Sirs,

With reference to your planning application received here on 6th August, 1991, in connection with the above, I wish to inform you that:-

In accordance with Section 10(2a) of the Local Government (Planning and Development) Act, 1982, it is not proposed to determine this planning application as the correct prescribed fee in respect of this planning application has not been submitted to the Planning Authority.

Yours faithfully,

  
for Principal Officer.

-----  
-----  
-----  
-----  
-----  
-----  
-----  
-----  
-----  
-----

Building Control Department,  
Liffey House,  
Tara Street,  
Dublin 1.  
Telephone: 773066



Bloc 2, Ionad Bheatha na hEireann,  
Block 2, Irish Life Centre,  
Sraid na Mainistreach Iacht,  
Lower Abbey Street,  
Baile Atha Cliath 1,  
Dublin 1.  
Telephone: (01)724755  
Fax: (01)724896

Register Reference : 91A/1297

Date : 7th August 1991

LOCAL GOVERNMENT (PLANNING AND DEVELOPMENT) ACTS, 1963 TO 1990

---

Dear Sir/Madam,

DEVELOPMENT : Revised house type

LOCATION : Sites 14, 16, 18 and 20 Road 6 Palmerstown Manor,  
Kennelsfort Road, Palmerstown

APPLICANT : Edenpark Construction Ltd

APP. TYPE : PERMISSION/BUILDING BYE-LAW APPROVAL


With reference to the above, I acknowledge receipt of your application received on 6th August 1991.

Yours faithfully,

.....  
for PRINCIPAL OFFICER

John F. O'Connor & Associates,  
10 Boden Wood,  
Dublin 14.





BE COMPLETING FORM - ALL QUESTIONS MUST BE ANSWERED

1. Application for  Permission  Outline Permission  Approval  Place  in appropriate box.  
*Approval should be sought only where an outline permission was previously granted.*  
*Outline Permission may not be sought for the retention of structures or continuance of uses.*

2. Postal address of Site or Building ROAD 6, sites 14, 16, 18 AND 20.  
(if none, give description sufficient to identify) Palmerstown Manor, Kennesfort Rd. Dub 20

3. Name of applicant (Principal not Agent) EDEN PARK CONSTRUCTION  
Address 7 TARA STREET DUBLIN 2 Tel. No. \_\_\_\_\_

4. Name and address of JOHN F. O'CONNOR + ASS.  
person or firm responsible for preparation of drawings 10 BOWEN WOOD DUBLIN 14 Tel. No. 944912

5. Name and address to which notifications should be sent BE AS IN 4 ABOVE

6. Brief description of proposed development REVISED 3 BED HOUSE TYPE -  
NIL

7. In the case of any building or buildings to be retained on site, please state:  
(a) Present use of each floor or use when last used 0.6 AUG 91  
(b) Proposed use of each floor NIL

8. Does the proposal involve demolition, partial demolition, or change of use of any habitable house or part thereof? NO

9. (a) Area of Site 0.21 AC (856 Sq. m.)  
(b) Floor area of proposed development 4 x 935 sq ft (4 x 86.8 Sq. m.)  
(c) Floor area of buildings proposed to be retained within site \_\_\_\_\_ Sq. m.

J. Ross  
3/8/91

10. State applicant's legal interest or estate in site, (i.e. freehold, leasehold etc.) freehold.

11. Are you now applying also for an approval under the Building Bye Laws? Yes  No  Place  in appropriate box.  
Please state the extent to which the Draft Building Regulations have been taken into account in your proposal:  
as far as applicable.

13. List of documents enclosed with application 1 site plan 2 work plan 3 specification 4 newspaper notice  
DUBLIN Permission sought for revised house type on sites 14, 16, 18 and 20, Road 6, Palmerstown Manor, Kennesfort Rd. Palmerstown, For Edenpark Construction Ltd.

14. Gross floor space of proposed development (See Back) \_\_\_\_\_ Sq. m.  
No. of dwellings proposed (if any) \_\_\_\_\_ Class(es) of Development \_\_\_\_\_  
Fee Payable £ 348 Basis of Calculation fee to follow.  
If a reduced fee is tendered details of previous relevant payment should be given \_\_\_\_\_

Signature of Applicant (or his Agent) J. F. O'CONNOR Date 1/AUG/91

Plan No. P. BBL  
History 91A/1297  
Amount Received. £ \_\_\_\_\_

FOR OFFICE USE ONLY

Receipt No. \_\_\_\_\_  
Checked 17/12

1.8.0

## LOCAL GOVERNMENT (PLANNING & DEVELOPMENT) REGULATIONS 1977 TO 1984.

Outline of requirements for applications for permission or Approval under the Local Government (Planning & Development) Acts 1963 to 1983. The Planning Acts and Regulations made thereunder may be purchased from the Government Publications Sales Office, Sun Alliance House, Molesworth Street, Dublin 2.

1. Name and Address of applicant.
2. Particulars of the interest held in the land or structure, i.e. whether freehold, leasehold, etc.
3. The page of a newspaper, circulating in the area in which the land or structure is situate, containing the required statutory notice. Alternatively, a copy of the notice as erected or fixed on the land or structure as required by article 16 of the permission regulations. The newspaper advertisement should state after the heading "DUBLIN" (with postal district no:.)
  - (a) The address of the structure or the location of the land.
  - (b) The nature and extent of the development proposed. If retention of development is involved, the notice should be worded accordingly. Any demolition of habitable accommodation should be indicated.
  - (c) The name of the applicant.

Applications must be received within 2 weeks from date of publication of the notice. (Advertisements acceptable in the following newspapers only:- Irish Independent, Irish Press, Irish Times, Evening Herald, Evening Press, Sunday Independent, Sunday Press, Sunday World, Sunday Tribune).
4. Four (4) sets of the drawings to a stated scale must be submitted. Each set to include a layout or block plan, location map, and drawings of relevant floor plans, elevations, sections and such other particulars as are necessary to identify the land and to describe the works or structure to which the application relates (new work to be coloured or otherwise distinguished from any retained structures). Buildings, roads, boundaries and other features bounding the structure or other land to which the application relates shall be shown on site plans or layout plans. The location map should be of a scale not less than 1:2500 and should indicate the north point. The site of the proposed development must be outlined in red. Plans and drawings should indicate the name and address of the person by whom they were prepared. Any adjoining lands in which the applicant has an interest must be outlined in blue.
5. In the case of a proposed change of use of any structure or land, requirements in addition to 1, 2 & 3 are:
  - (a) a statement of the existing use and the proposed use, or, where appropriate, the former use and the use proposed.
  - (b) (i) Four (4) sets of the drawings to a stated scale must be submitted. Each set to consist of a plan or location map (marked or coloured in red so as to identify the structure or land to which the application relates) to a scale of not less than 1:2500 and to indicate the North point. Any adjoining lands in which the applicant has an interest must be outlined in blue.
  - (ii) A layout and a survey plan of each floor of any structure to which the application relates.
  - (c) Plans and drawings should indicate the name and address of the person by whom they were prepared.
6. Applications should be addressed to: Dublin Corporation, Planning Department, Irish Life Centre, Lr. Abbey St., Dublin 1. Tel. No. 724755.

### SUMMARY OF CLASSES OF DEVELOPMENT/ FEES \*

CLASS NO.	DESCRIPTION	FEE
1.	Provision of dwelling - House/Flat	£32.00 each
2.	Domestic extensions/other improvements	£16.00 each
3.	Provision of agricultural buildings (See Regs.)	£40.00 minimum
4.	Other buildings (i.e. office, commercial, etc)	£1.75 per sq. metre (Minimum £40.00)
5.	Use of land (Mining, deposit of waste)	£25.00 per 0.1 hectare (Min. £250.00)
6.	Use of land (Camping, parking, storage)	£25.00 per 0.1 hectare (Min. £40.00)
7.	Provision of plant/machinery/tank or other structure for storage purposes.	£25.00 per 0.1 hectare (Min. £100.00)
8.	Petrol filling station	£100.00
9.	Advertising structures	£10.00 per sq. metre (Min. £40.00)
10.	Electricity transmission lines	£25.00 per 1,000 m. (Min. £40.00)
11.	Any other development	£5.00 per 0.1 hectare (Min. £40.00)

\* For full details of fees and exemptions see Local Government (Planning and Development) (Fees) Regulations 1984.

Cheques etc. should be made payable to: Dublin Corporation.

Gross Floor space is to be taken as the total floor space on each floor measured from the inside of the external walls.

DUBLIN COUNTY COUNCIL  
Planning Dept. Registry Section  
APPLICATION RECEIVED

08 AUG 1991

REG No. 91A/1297

**SPECIFICATION**  
**OF**  
**PROPOSED WORKS**

*John F. O'Connor & Associates*  
Architects & Planning Consultants  
10 Boden Wood  
Rathfarnham Dublin 14. Telephone 944912

**SPECIFICATION  
OF  
PROPOSED WORKS**

- EMPLOYEE:** 1. The term "Employee" shall mean the Builder.
- EMPLOYER:** 1a. The term "Employer" shall mean the Purchaser.
- SATISFACTION:** 2. The whole of the works to be carried out according to the satisfaction of the Local Authority concerned.
- NOTICES & FEES:** 3. The Builder shall give all notices and pay all fees to the Local Authority concerned, as may be required by them for the making of all connections, opening up of roads and for the supplying of water for the works.
- PROTECTION:** 4. Any excavations made by the Builder or by any sub-contractor are to be protected by the Builder and lighted at night if necessary.
- INSURANCES:** 5. The Builder is to insure fully under the Workmens' compensation and the National Health Acts all his men. The Builder is to effect a Fire and other necessary insurance against damage to persons and property during the course of the works and until such time as they are completed and handed over to the Employer, all with an approved Insurance Company.
- LATRINES:** 6. The Builder is to provide proper latrine accommodation on site before commencement of works, to remove same and disinfect grounds on completion.
- OTHER TRADES:** 7. Provide all reasonable facilities and assistance to sub-contractors as may be necessary during the course of the works.

**EXCAVATOR**

- GENERALLY:** 8. Excavate over area of building to a depth of at least 9" below finished ground level and remove all dosa and vegetable earth.
- FOUNDATIONS:** 9. Excavate for foundations to depths and widths as shown on plan or as required by site conditions.
- DRAINS, ETC.:** 10. Excavate along lines shown on plans for all drains to required levels and also for manholes, gullies and junctions to required depths and widths.
- CEMENT:** 11. Portland Cement to be to I.S.S.
- SAND AND GRAVEL:** 12. All sand or gravel used shall be sharp river or pit sand free from loam and all other impurities and, if necessary to be washed.
- CEMENT MORTAR:** 13. Shall be cement and sand (1:3).

**GAUGED LIME MORTAR:**

14. Shall be five parts of well burnt roached lime to two parts of sand well gauged to one part of cement.

**CONCRETE:**

15. Shall be composed of four parts of gravel to two parts of sand to one part of cement. All mixing to be in a mechanical mixer or by hand on a clean wooden platform and the latter to be mixed dry thrice and then thrice again when wet. Only a quantity sufficient for immediate use is to be prepared at a time and no making-up or re-mixing will be permitted.

**BREEZE CONCRETE:**

16. Breeze concrete shall be as described above except that clean well burnt breeze free from sulphur and all other impurities shall be, instead of sand and gravel.

**D.P.C.'s:**

17. Lay over all walls, partitions and chimney breasts, at a minimum height of 6" over ground level (finished), and as elsewhere specified or shown on plan an approved bitumen damp course to the full widths of the walls, partition or breasts.

**WALLS:**

18. All walls where shown on plan are to be built of concrete blocks of described aggregate set in gauged mortar, or of concrete blocks and facing bricks as may be shown on plan or as may be decided by the Architect. All external walls to be 9" hollow cavity blocks of approved manufacture. Where facing brick shown on drawings, walls to be 11" cavity with tie irons every 18" vertically and 3' 0" horizontally, properly flashed at all opes etc.

**LINTOLS:**

19. All lintols shall be formed of concrete cast in-situ or precast and adequately reinforced with m.s. bars as necessary to suit the span. All lintols to have not less than 6" bearing and m.s. reinforcement to run full length of lintols. Where prestressed lintols are used the manufacturers instructions to be adhered to.

**STEPS & SILLS:**

20. Shall be formed with concrete properly weathered and where necessary, properly throated, and finished in fine stuff and slightly rounded at arrises.

**HEARTHES:**

21. Hearths to be formed of concrete 6" thick, and to be prepared on top for tile finish.

**SURFACE CONC UNDER FLOORS:**

22. To be 4" thick laid on a well rammed bed of broken brick or stone.

**VENT OPENING:**

23. Form where indicated or as required, openings for floor vents and in all rooms without fireplaces on external walls 9" x 6" opes to take galvd. louvred vents. Or Vent Rooms as Directed by the Architect.

**BRICKLAYER****BRICKS:**

24. All bricks to be best quality concrete bricks as for blocks. All facing bricks or blocks are to be first quality to approved manufacture and selected colours, all to be set in gauged mortar and pointed in cement and sand as directed by the Architect.

**WETTING:**

25. All bricks are to be well wetted before laying.

- BOND:** 26. The facing bricks are to be laid to a bond as selected by the Architect and are to be properly bonded with concrete blocks if backed with blocks.
- FLUE LINERS:** 27. To be 8" internal diameter. Provide all requisite bends either purpose made or otherwise.
- CARPENTER AND JOINER**
- BREEZE BRICKS:** 28. Build in where necessary breeze bricks or other grounds as the works proceed for fixing joinery. All timbers or grounds in contact with concrete shall be twice brush coated with an approved preservative against dry rot and beetles, e.g. Solignum, etc.
- SPACING:** 29. All floor, ceiling and roof joists to be 14" c. to c. or at centres to suit finishes to be applied. Timber sizes to be adequate in strength to suit spacing.
- ROOF:** 30. Roof timbers to be as follows:
- |                             |           |
|-----------------------------|-----------|
| Rafters:                    | 4½" x 1½" |
| Ridge:                      | 7" x 1"   |
| Ceiling joists and hangers: | 4½" x 1½" |
| Purlins:                    | 7" x 3"   |
| Struts and collars:         | 4" x 2"   |
- Prefabricated timber roof trusses of Approved Manufacture may be used.  
Minimum pitch to be as required by manufacture of tiles used and/or required by the Local Authority.
- TASSELS:** 31. Provide 3" x 1½" tassels to all boarded floors. Wallplates for roof to be min. 4" x 2".
- FLOORS:** 32. To be 1" T. & G. white deal or Chipboard, or reinforced concrete or mass concrete.
- BRIDGING:** 33. Provide one row of solid bridging to all first floors over 6' 0" span.
- EAVES:** 34. Form eaves as shown on drawings. Fascia to be 7" x 1". Soffite to be formed from 9" x ¾"
- DOOR FRAMES:** 35. Internal shall be 4½" x 1½" slips. External shall be out of 4" x 3"
- JOISTS:** 36. Floor shall be 4½" x 1½" on first floor shall be 7" x 1½"
- ARCHITRAVES:** 37. Provide and fix to all internal doors Architraves, properly fixed to frames as specified by Architect.
- SADDLES:** 38. Provide and fix to all internal doors (where specified by the Architect) 5" x 1" saddles properly splayed and nailed to floor.
- DOORS:** 39. All internal doors shall be flush panel. Hall door shall be as shown on drawings. Back door to kitchen shall be 2" thick framed and sheeted. All doors to be hung with one pair 4" steel but hinges.
- DOOR FURN:** 40. Provide and fix complete to each internal door mortice lock and furniture. Hall door to be fitted with letterplate knocker handle and "Yale" pattern night latch.

**WINDOWS:**

41. All windows to be standard section timber, with sections to I.S.S. or B.S.S. and to be provided and fitted complete with all handles and sliding stays.

**LINEN PRESS:**

42. Form linen press where shown to take hot water cylinder and fit with two rows of batten shelving.

**STAIRS:**

43. Stairs where shown shall be formed as shown on drawings with 1½" strings, 1½" treads and 1" risers. Provide for trimming to floors, ceilings and walls and finish with banister complete.

**TRAP DOOR:**

44. Trim ceiling for and provide where directed trapdoor to roof area.

**IRONWORKER**

**EAVES GUTTERS:**

45. Plastic eaves gutters shall be half round laid to proper falls and carried on brackets, screwed to fascia, complete with all stopends and angles and nozzles, jointed to manufacturers instructions.

**RAINWATER PIPES:**

46. Plastic rainwater pipes are to be brought from the eaves gutters in the positions shown on drawings, complete with all swan-necks, hopper-heads, short-lengths and toe pieces and fixed with holderbats screwed to walls.

**FLOOR VENTS, ETC:**

47. Provide and fix galvd. louvred vents to open as specified heretofore.

**SOIL & VENT PIPES:**

48. The soil and vent pipes are to be approved plastic jointed in accordance with manufacturers instructions and fixed complete as for R.W.P.'s S.V.P. to be carried up 2' 0" over eaves level and fitted with cowl.

**DRAINLAYER**

**GENERALLY:**

49. Excavate for, as already described, and lay along lines as shown on plan foul and surface water drains, deeply socketted glazed fireclay or PVC pipes, complete with all necessary bends, gullies, Armstrong Junctions, manholes and dis-connecting trap with F.A.I. etc. 4" pipes to be laid to a fall of 1 in 40: 6" to 1 in 60 and are to be set in a concrete bed and haunched with concrete half way up sides, and jointed in gaskin and cement. Where pipes run under buildings they are to be completely encased in concrete at least 6" all around. All traps and junctions are to be set on concrete beds. Alternatively all drains shall be PVC type laid in accordance with the manufacturers instructions.

**TESTING:**

50. Provide for all water and smoke testing as may be required by the Local Authority.

**MANHOLES:**

51. The manholes shown on plan shall be formed of concrete 6" thick in walls, floor and roof reinforced with ¾" m.s. bars. Provide and fix in manholes H.R. glazed channels and finish in cement and sand rendering sloping to and flush with channels.

**COVERS, GRATINGS:**

52. Provide and fix to all manholes, gullies and junctions all necessary frames, covers and gratings. Covers subject to traffic to be "Medium" quality.

**SUB-CONTRACTORS****ELECTRICAL SERVICES:**

53. Provide for wiring and electrical services in accordance with E.S.B. regulations. Provide for lighting points complete with all ceiling roses, plates, switches and lampholders. Provide for power plugs. All wiring to be concealed and completed to the satisfaction of the E.S.B. This contract provides for
- |                              |              |                |
|------------------------------|--------------|----------------|
| No. ceiling light points and | No. sockets. | Extra lighting |
|------------------------------|--------------|----------------|
- and power points will be provided on Employer's instructions @ each. The following, if required by the Employer, shall be Extra:  
30 amp. EI. Cooker Switch and 60 amp. EI. Cooker Switch. Wiring only for EI. immersion heater in H.W. Cylinder.

**GAS SERVICE:**

54. Provide for all attendance on Dublin Gas Co. in providing their service line to premises if available.

**PLUMBER****FLASHINGS, APRONS:**

55. All flashings to be in lead, copper or aluminium.

**SOAKERS:**

56. Soakers to be in lead or copper sheet, one to every slate or tile and to be 1" longer than the gauge of the tile, to lie 5" under the tiles and to turn up 4" against the chimney stacks with stepped cover flashing fixed over same.

**CONNECTION TO DRAIN:**

57. Plastic soil pipe to be connected to stoneware drain in accordance with manufacturers instructions.

**WASTE PIPES:**

58. The external waste pipes from sinks, baths and lavatory basins to be 1½" or 2" diam. as required, to be fitted and discharged over gullies and channels with necessary shoes and back inlets. Similarly, provide hopper heads and discharge waste from first floor fittings.

**RISING MAIN:**

59. Provide and lay ½" rising main from roadway to galvd. or PVC storage tank in roof. Provide Dublin Corporation type stop-cock in path and stop-cock at point of entry of supply to premises in a suitable position. From this rising main take ½" cold water service to Kitchen sink.

**PIPES:**

60. The piping throughout shall be Copper, Stainless Steel or Plastic and shall have all necessary instantor type joints, bends, tees and other necessary fittings.

**STORAGE TANK:**

61. Provide and fix 100 gall. galvd. or PVC iron cold water storage tank in roof space, properly supported on bearers and fitted with Ball/Cock valve.

**SERVICES:**

62. Provide ¾" overflow pipe to storage tank. From tank take ¾" supply to cylinder. Provide ¾" flow and return from boiler to cylinder. From top of cylinder take ¾" expansion pipe up and turned into storage tank. From expansion pipe take ½" supply to sink and W.H.B. and ¾" supply to bath. All cold services to be ½" to be taken from storage tank in roof except service to kitchen sink as heretofore specified. Take ½" cold service to W.C.



- HOT WATER CYLINDER:** 63. Provide and fix in linen cupboard one 30 gall. copper cyl. tested to B.S.S. and provide for all connections thereto as heretofore specified.
- SANITARY FITTINGS:** 64. Provide and fix the following sanitary fittings:  
 a) Bath, complete with taps, waste, stopper and chain and side panels.  
 b) W.H.B., Brackets, taps, stopper and chain complete.  
 c) W.C. Suite complete.  
 d) Kitchen sink complete with taps, waste, chain and stopper.
- CONNECTIONS & FITTINGS:** 65. Provide and fix to sink and basin 1½" trap, and 2" trap to bath connecting into waste pipe respectively. Provide for making proper connections between W.C. trap and soil pipe. All taps, chains and other fittings to be chromium. On completion, test and leave all plumbing to the satisfaction of the Architect.

#### ROOFER

- TILES:** 66. Roof to be finished with concrete roofing tiles to approved colour.
- FIXING:** 67. Tiles to be laid on 1½" x 1½" battens on best quality sarking felt to I.S.S. Provide and fix concrete ridge tiles to match roofing tiles, all to be set in cement and sand on felt saddle.
- HEARTHES:** 68. To be finished with tiled or other approved hearth to match surround.
- SURROUNDS:** 69. Provide and fix fire surround as shown on plan.
- CONCRETE PAVING:** 70. Provide 4" concrete path around house as shown on drawings laid on a bed of well rammed broken stone or brick.

#### PLASTERER

- INTERNALLY:** 71. All internal walls shall be dry lined as per manufacturers specification or as may be approved by the Architect.
- CEILINGS:** 72. All ceilings shall be dry lined as per manufacturers specification or as may be approved by the Architect.
- EXTERNALLY:** 73. External walls shall be scudded, floated and finished in a waterproofed plaster fine or dashed as approved.

#### PAINTER AND GLAZIER

- MATERIALS:** 74. All paints and materials used throughout are to be best quality to B.S.S. All oil paints and other wall finishes to be of an approved proprietary brand delivered on site in sealed tins, and colours to be as directed by the Architect.
- WOODWORK:** 75. All woodwork usually painted is to be knotted, stopped and primed, painted two undercoats and one finishing coat of high gloss paint, to selected colours.

**IRONWORK:**

76. All external ironwork, is to be well scraped clean, given one coat red oxide, two undercoats and one finishing coat high gloss paint, to selected colour.

**INTERNAL WALL DECORATION:**

77. All internal walls to be papered with wallpaper to purchaser's selection to a total price of £            per house for paper.

**GLAZING:**

78. Glaze with 24 ozs. glass, free from defects, all windows throughout house. Bathroom and W.C. to be glazed with obscure glass. Hall door to be glazed in translucent glass.

**FIXING:**

79. All panes of glass are to be regularly cut and are to be sprigged, puttied and back puttied.

**SITE****BOUNDARY WALLS:**

80. All boundary walls or fences shall be constructed as directed by the Architect.

**COMPLETION****GENERALLY:**

81. Notwithstanding the foregoing all works to be carried out and materials to be used to comply with outline specification for new houses as issued by the Department of Local Government. Any variation to the specification by the Builder should be incorporated in the showhouse if possible but shall not be less in quality or strength than that specified. The Estate Architect may without notice alter this specification if deemed necessary by him.

**COMPLETION:**

82. Clean and leave premises in a habitable state and hand over to the employer to the satisfaction of the Architect.

**MAINTENANCE:**

83. The Employer shall note that, whilst the Builder shall be responsible for normal maintenance as defined in the conditions of the Contract, he shall not be held liable for shrinkage or other defects to timber and plasterwork due in whole or in part where Central Heating is installed in dwelling.

**VARIATIONS****VARIATIONS:**

84. For building contract purposes the variations for site No. are as scheduled hereunder:—